



BOTTLE TRAPS

Plastec's bottle traps are an easy to install, aesthetically pleasing option for exposed basin installations



- Plug and waste, loose nut and pop-up options available
- Available in white or as a complete installation kit in chrome
- Chrome installation kits include; chrome bottle trap, chrome pipe and chrome flange

ALSO
AVAILABLE
IN WHITE



BOTTLE TRAP RANGE

BOTTLE TRAPS



PLUG & WASTE
ID: 17423



LOOSE NUT
ID: 17425



POP-UP
ID: 17454

NOTES:

- Available in white only, chrome bottle traps must be purchased as a complete installation kit (see below)
- All bottle traps are 40mm


CHROME - COMPLETE INSTALLATION KITS



PLUG & WASTE CHROME KIT
ID: 17630



LOOSE NUT CHROME KIT
ID: 17631



POP-UP CHROME KIT
ID: 17632

NOTES:

- Chrome plated plastic
- All bottle traps, pipe and flange provided in kits are 40mm
- Pipe and flange available for separate purchase. Chrome bottle trap not available for separate purchase

INCLUDES:

- 17424 Plug & Waste Chrome Bottle Trap
- 16699 DWV Pipe 450mm
- 17461 Raised Flange

INCLUDES:

- 17459 Loose Nut Chrome Bottle Trap
- 16699 DWV Pipe 450mm
- 17461 Raised Flange

INCLUDES:

- 17455 Loose Nut Chrome Bottle Trap
- 16699 DWV Pipe 450mm
- 17461 Raised Flange